

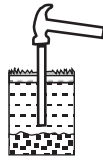
Our 2 pc. Stackable Flagstick and Ground Socket makes the difference!

Ground Socket Installation:


1. IMPORTANT!

Create a **PILOT HOLE!**
(1" in diameter by 8" deep)


Use a sturdy broomstick or steel pipe to make pilot hole.



2. Push socket into pilot hole

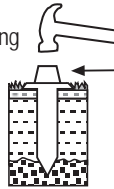


3. Tap socket partially into ground, then test for straightness by inserting pole. Adjust until pole is straight vertical.

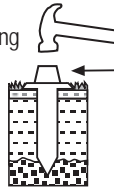


4. Position the Socket-Setter Cap so that it **COVERS** the insert.

Socket Insert

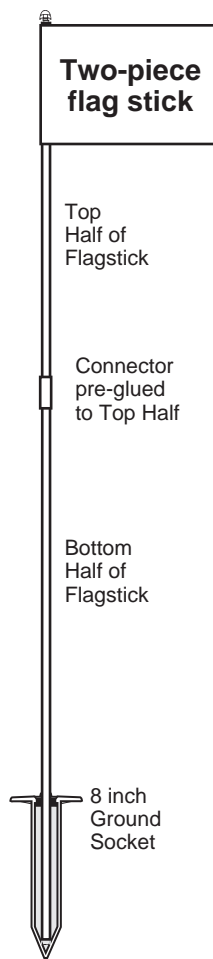


5. Hold Cap in place while hammering socket to ground level.
Watch your fingers!
Slide pole into socket.
Remove for easy mowing.



Hold Socket Setter Cap

Important! Always make a pilot hole to assure that the soil is clear of rocks!



Flags sold separately • Easy to attach!

Slide top of flag stick up into flag sleeve and through tab lock at top of flag.

Tighten acorn nut firmly.

